



478 SW 12TH Ave, Deerfield Beach, FL 33442
561-ART-MILL (278-6455) 954-520-7000
www.ArtMillDentalLab.com
Admin@ArtMillDentalLab.com
FL License#: DL 11816

Information

Due Date: Patient Name Age ☐ Male ☐ Female

Doctor Location Phone

Fixed Prosthetics

R

1	2	3	4	5	6	7	8	9	10	11	12	13	14	15	16
32	31	30	29	28	27	26	25	24	23	22	21	20	19	18	17

 L

Zirconia

- ☐ Premium Full Contour Zirconia
 - ☐ BruxZir
 - ☐ DDcubeX2
 - ☐ ceramill
 - ☐ KATANA
- ☐ Multi-Layered Zirconia
- ☐ Hand-Layered (PFZ)

IPS e.max®

- ☐ Full Contour
- ☐ Hand-Layered
- ☐ Veneer
- ☐ Inlay/Onlay

Other

- ☐ Feldspathic Veneer
- ☐ Diagnostic Wax-up
- ☐ Diagnostic Wax-up Package
- ☐ PFM (Non-Precious)
- ☐ PFM (Semi-Precious)
- ☐ PFM (High Noble) - W / Y

Custom Abutment

- ☐ Titanium
- ☐ Gold Anodized Titanium
- ☐ Zirconia
- ☐ Zirconia Hybrid (Ti Base)
- ☐ CoCr (SLM) for Screw Retained

Abutment Brand

- ☐ Dentsply
- ☐ Nobel Biocare
- ☐ Straumann
- ☐ Zimmer Biomet
- ☐ ArtZir (Generic)

Implant Crowns

- ☐ ArtZir Full Contour Zirconia
- ☐ Premium Full Contour Zirconia
- ☐ Hand-Layered Ceramic (PFZ)
- ☐ PFM (Non-Precious)
- ☐ PFM (Semi-Precious)
- ☐ PFM (High Noble) - W / Y

☐ Order / Included Stock Abutment

Tooth and Occlusal Characteristics

Shade instructions

- ☐ Vita-3D:
- ☐ Vita-Lumin:
- ☐ Noritake:
- ☐ Stump Shade:



Occlusal Stain

- ☐ None ☐ Light ☐ Medium ☐ Dark

- ☐ In Occlusion ☐ Out of Occlusion
- ☐ Reduce and Mark
- ☐ Reduction Coping
- ☐ Please Call

Case Design

A
Metal Design

Standard



Full porcelain no metal showing



Lingual collar mm



Metal occlusal excluding buccal cusp



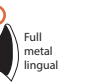
Metal occlusal including buccal cusp



Lingual collar mm



3/4 metal lingual



Full metal lingual

B
Margin/Pontic Design

- ☐ Porcelain Labial Butt Margin
- ☐ Metal Margin mm
- ☐ 360° Porcelain Margin



Removable Prosthetics

DENTURES:

- ☐ Custom Tray ☐ Set-Up/Try-In ☐ Repair ☐ Reline
- ☐ Biteblock ☐ Process & Finish ☐ Soft Liner ☐ Rebase

CAST PARTIALS:

- ☐ FREE Survey/Design ☐ Casting Try-In ☐ Acetal Clasp
- ☐ Biteblock ☐ Set-Up/Try-In ☐ Flex Clasp (clear or pink)

TRANSITIONAL PARTIALS:

- ☐ 1-6 Teeth Partial ☐ 6+ Set-Up/Try-In ☐ 6+ Process & Finish

FLEXIBLE PARTIALS:

- ☐ Custom Tray ☐ Set-Up/Try-In ☐ Repair ☐ Reline
- ☐ Biteblock ☐ Process & Finish ☐ Soft Liner ☐ Rebase

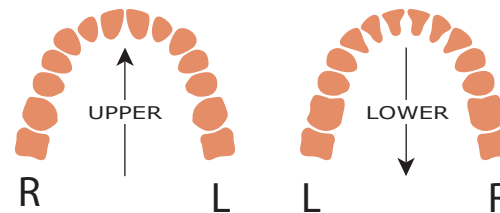
TEETH SELECTION:

- ☐ Conventional ☐ Esthetic ☐ Premium

NIGHTGUARDS:

- ☐ Hard Nightguard ☐ Hard & Soft Nightguard ☐ Sport NG


Design Your Case Here



Shade: Ant. Post. Mould: Ant. Post.



SPECIFIC INSTRUCTIONS NOTE: Please send a study model on all work involving anterior teeth.



Signature License #

Supplies Request: ☐ Boxes ☐ Mailing Labels ☐ Local Shipping Bags ☐ Rx Forms